


U-PACKING 0003



It is applied for sealing of pistons and piston rods in hydraulic cylinders.

Operating conditions are given in the following

Permissible pressure	16 MPa
Temperature range	-30 up to +100°C
Medium	Hydraulic oil, type H, HL, HLP emulsion oil-water HFA emulsion water-oil HFB
Linear velocity	0,5 m/sec

PPT designation for materials used for U-packing:
70 NBR 11.2, 80 NBR 11.2.

The relationships between piston-cylinder

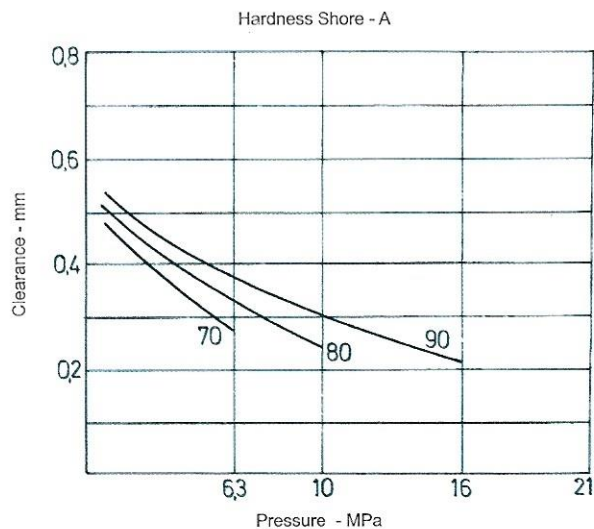
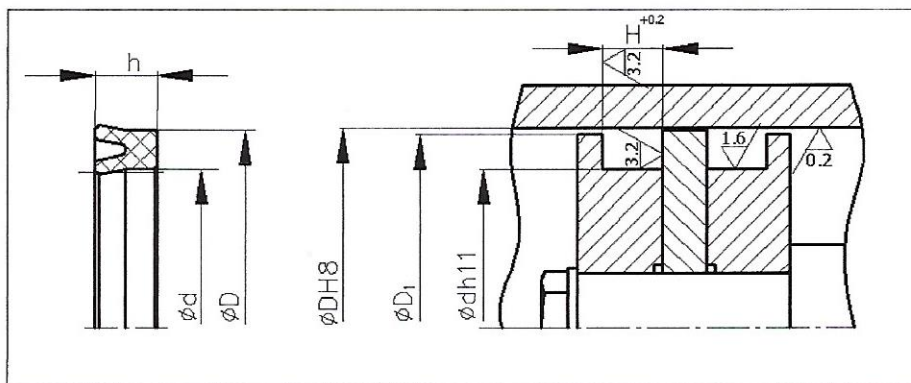


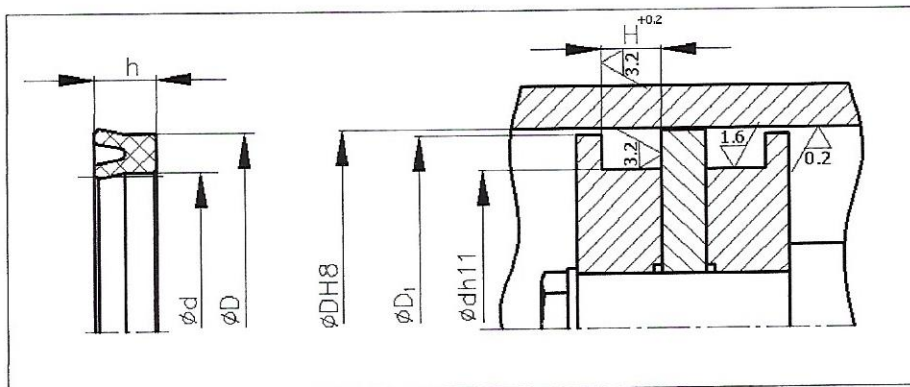
Figure 5

INSTALLATION POINTS OF U-PACKING 0003



Nominal size	$\varnothing D$	$\varnothing d$	$\varnothing D_1$	h	H
10 x 4	10	4	9	5	6
12 x 4	12	4	11	6	7
12 x 6	12	6	11	6	7
14 x 6	14	6	13	6	7
16 x 8	16	8	15	6	7
18 x 8	18	8	17	8	9
20 x 10	20	10	19	8	9
22 x 10	22	10	21	8	9
22 x 12	22	12	21	8	9
25 x 12	25	12	24	10	11
25 x 14	25	14	24	10	14
28 x 14	28	14	27	10	11
28 x 16	28	16	27	10	11
28 x 18	28	18	27	8	9
30 x 14	30	14	29	10	11
30 x 16	30	16	29	10	11
30 x 18	30	18	29	10	11
30 x 20	30	20	29	8	9
32 x 16	32	16	31	10	11
32 x 20	32	20	31	8	9
32 x 22	32	22	31	10	11
35 x 18	35	18	34	12	13
35 x 20	35	20	34	10	11
35 x 22	35	22	34	10	11
35 x 25	35	25	34	10	11
38 x 22	38	22	37	10	11
38 x 25	38	25	37	10	11
40 x 25	40	25	39	10	11
40 x 28	40	28	39	10	11

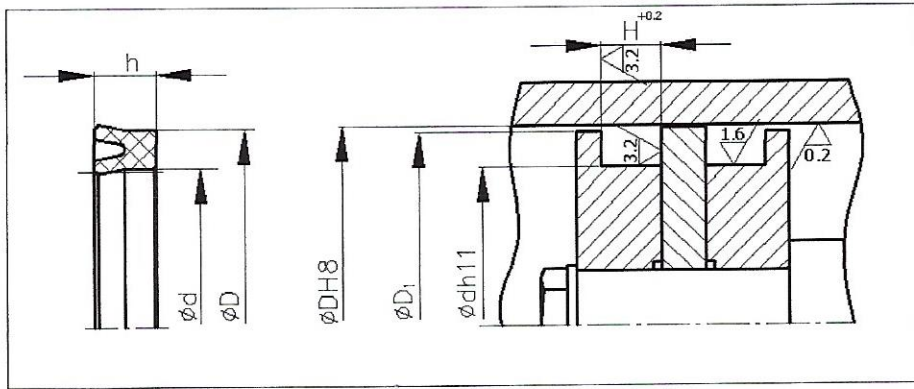
INSTALLATION POINTS OF U-PACKING 0003



Nominal size	ϕD	ϕd	ϕD_1	h	H
40 x 30	40	30	39	10	11
42 x 25	42	25	41	10	11
42 x 28	42	28	41	10	11
42 x 30	42	30	41	10	11
45 x 25	45	25	44	10	11
45 x 28	45	28	44	12	13
45 x 30	45	30	44	10	11
45 x 32	45	32	44	10	11
48 x 28	48	28	47	12	13
48 x 30	48	30	47	10	11
48 x 32	48	32	47	10	11
48 x 35	48	35	47	10	11
50 x 25	50	25	49	10	11
50 x 30	50	30	49	12	13
50 x 32	50	32	49	12	13
50 x 35	50	35	49	10	11
50 x 40	50	40	49	10	11
52 x 32	52	32	51	12	13
52 x 35	52	35	51	12	13
52 x 38	52	38	51	10	11
55 x 35	55	35	54	12	13
55 x 38	55	38	54	12	13
55 x 40	55	40	54	10	11
55 x 42	55	42	54	10	11
56 x 35	56	35	55	12	13
56 x 38	56	38	55	12	13
56 x 40	53	40	55	10	11
56 x 42	56	42	55	10	11
58 x 38	58	38	57	12	13
58 x 40	58	40	57	12	13
58 x 42	58	42	57	10	11

Order example : piston $\phi 50$: U-packing 0003 50 x 30 80 NBR 14.1

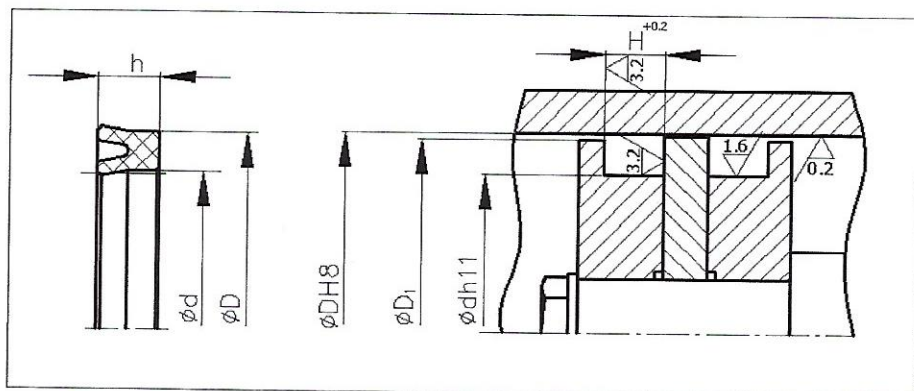
INSTALLATION POINTS OF U-PACKING 0003



Nominal size	Ø D	Ø d	Ø D1	h	H
58 x 45	58	45	57	10	11
60 x 38	60	38	59	12	13
60 x 40	60	40	59	12	13
60 x 42	60	42	59	10	11
60 x 45	60	45	59	10	11
60 x 48	60	48	59	10	11
62 x 40	62	40	61	12	13
62 x 42	62	42	61	12	13
62 x 45	62	45	61	12	13
62 x 48	62	48	61	12	13
63 x 40	63	40	62	12	13
63 x 42	63	42	62	12	13
63 x 45	63	45	62	12	13
63 x 48	63	48	62	12	13
65 x 38	65	38	64	10	11
65 x 45	65	45	64	12	13
65 x 48	65	48	64	12	13
65 x 50	65	50	64	10	11
68 x 45	68	45	67	12	13
68 x 52	68	52	67	12	13
70 x 50	70	50	69	12	13
70 x 52	70	52	69	12	13
70 x 55	70	55	69	12	13
70 x 56	70	56	69	12	13
70 x 60	70	60	69	12	13
72 x 50	72	50	71	12	13
72 x 52	72	52	71	12	13
75 x 50	75	50	74	12	13
75 x 55	75	55	74	12	13

Order example : piston Ø 60 : U-packing 0003 60 x 48 80 NBR 14.1

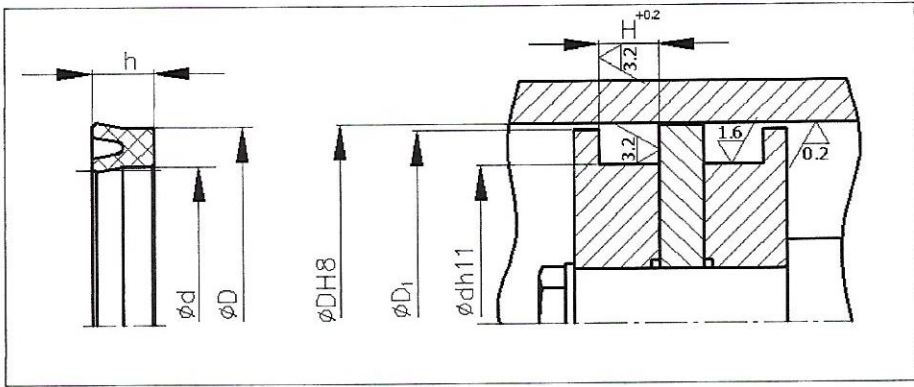
INSTALLATION POINTS OF U-PACKING 0003



Nominal size	$\varnothing D$	$\varnothing d$	$\varnothing D1$	h	H
75 x 58	75	58	74	12	13
75 x 60	75	60	74	12	13
78 x 58	78	58	77	12	13
78 x 63	78	63	77	12	13
80 x 55	80	55	79	15	16
80 x 60	80	60	79	12	13
80 x 63	80	63	79	12	13
80 x 65	80	65	79	12	13
85 x 60	85	60	84	15	16
85 x 63	85	63	84	12	13
85 x 65	85	65	84	12	13
85 x 70	85	70	84	12	13
90 x 65	90	65	89	15	16
90 x 70	90	70	89	12	13
90 x 75	90	75	89	12	13
95 x 70	95	70	94	12	13
95 x 75	95	75	94	12	13
95 x 80	95	80	94	12	13
100 x 75	100	75	99	15	16
100 x 80	100	80	99	12	13
100 x 85	100	85	99	12	13
105 x 80	105	80	104	15	16
105 x 85	105	85	104	12	13
105 x 90	105	90	104	12	13
110 x 80	110	80	109	15	16
110 x 85	110	85	109	15	16
110 x 90	110	90	109	15	16
110 x 95	110	95	109	12	13
115 x 85	115	85	114	18	19

Order example : piston \varnothing 100 : U-packing 0003 100 x 80 80 NBR 14

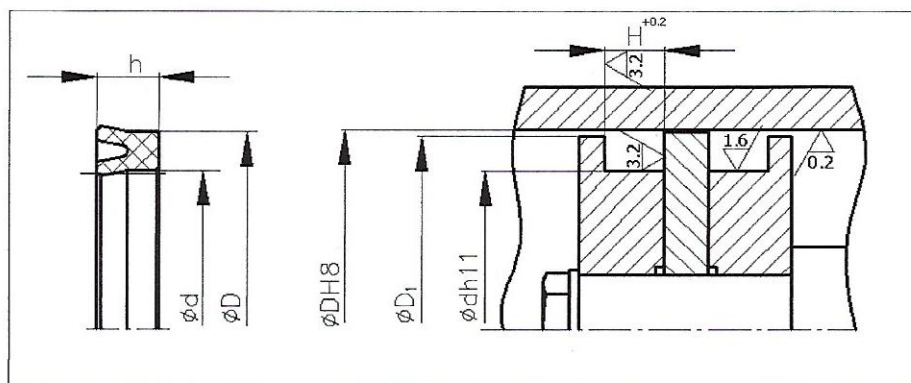
INSTALLATION POINTS OF U-PACKING 0003



Nominal size	$\varnothing D$	$\varnothing d$	$\varnothing D1$	h	H
115 x 90	115	90	114	15	16
115 x 95	115	95	114	15	16
115 x 100	115	100	114	12	13
120 x 90	120	90	119	18	19
120 x 95	120	95	119	15	16
120 x 100	120	100	119	15	16
120 x 105	120	105	119	15	16
125 x 95	125	95	124	18	19
125 x 100	125	100	124	15	16
125 x 105	125	105	124	15	16
125 x 110	125	110	124	15	16
130 x 100	130	100	129	18	19
130 x 105	130	105	129	18	19
130 x 110	130	110	129	15	16
130 x 115	130	115	129	15	16
135 x 105	135	105	134	18	19
135 x 110	135	110	134	18	19
135 x 115	135	115	134	15	16
135 x 120	135	120	134	15	16
140 x 110	140	110	139	18	19
140 x 115	140	115	139	18	19
140 x 120	140	120	139	15	16
140 x 125	140	125	139	15	16
145 x 115	145	115	144	18	19
145 x 120	145	120	144	18	19
145 x 125	145	125	144	15	16
145 x 130	145	130	144	15	16
150 x 120	150	120	144	18	19
150 x 125	150	125	149	18	19

Order example : piston $\varnothing 130$: U-packing 0003 130 x 110 80 NBR 14

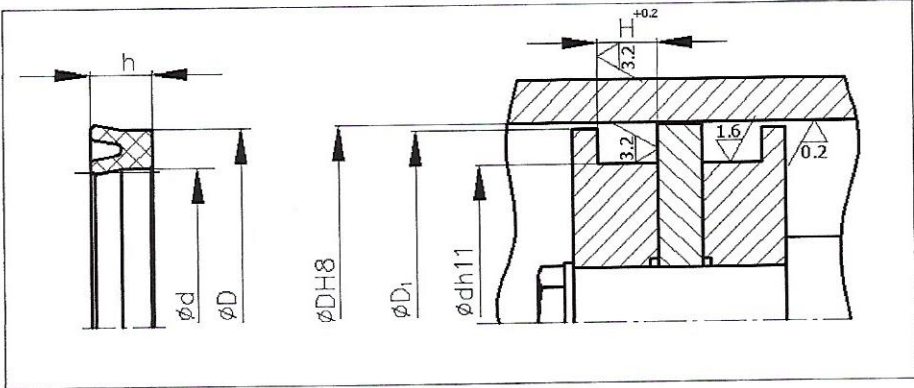
INSTALLATION POINTS OF U-PACKING 0003



Nominal size	Ø D	Ø d	Ø D1	h	H
150 x 130	150	130	149	15	16
150 x 135	150	135	149	15	16
155 x 125	155	125	154	18	19
155 x 130	155	130	154	18	19
155 x 135	155	135	154	15	16
160 x 130	160	130	159	18	19
160 x 135	160	135	159	18	19
160 x 140	160	140	159	15	16
165 x 135	165	135	164	18	19
165 x 140	160	140	164	18	19
165 x 145	165	145	164	15	16
170 x 140	170	140	169	18	19
170 x 145	170	145	169	18	19
170 x 150	170	150	169	15	16
175 x 145	175	145	174	18	19
180 x 150	180	150	179	18	19
180 x 160	180	160	189	15	16
190 x 160	190	160	189	22	23
190 x 170	190	170	189	15	16
200 x 170	200	170	199	22	23
200 x 180	200	180	199	15	16
209 x 190	210	190	209	15	16
210 x 180	210	180	209	22	23
220 x 190	220	190	219	22	23
220 x 200	220	200	219	15	16
230 x 200	230	200	229	22	23
250 x 220	250	220	249	18	19
280 x 250	280	250	279	18	19
300 x 270	300	270	299	18	19

Order example : piston Ø 200 : U-packing 0003 200 x 170 80 NBR 14

INSTALLATION POINTS OF U-PACKING 0003



Nominal size	ϕD	ϕd	$\phi D1$	h	H
310 x 280	310	280	309	18	19
320 x 290	320	290	319	22	23
330 x 300	330	300	329	22	23
350 x 320	350	320	349	22	23
380 x 350	380	350	379	22	23
400 x 370	400	370	399	22	23
410 x 380	410	380	409	22	23
420 x 390	420	390	419	22	23
430 x 400	430	400	429	22	23
450 x 420	450	420	449	22	23

Order example : piston ϕ 400 : U-packing 0003 400 x 370 80 NBR 14